



User Manual

Supplier Delivery Performance Scorecard

Document Version:

2.0

Release Date:

Mar-27-2024

User Manual
Supplier Delivery Performance Scorecard

Version
2.0

AMENDMENT RECORD

Version	Release Date	Nature of Change
1.0	04-26-2021	Initial Version
2.0	03-27-2024	Revised to include new scorecard functionality

TABLE OF CONTENTS

1.0 INTRODUCTION..... 4

1.1 SYSTEM OVERVIEW..... 4

1.1.1 System Objective..... 4

1.1.2 Delivery Performance bands..... 4

1.1.3 Supplier Categories..... 4

1.1.4 Data Update frequency..... 4

2.0 SYSTEM COMPONENTS 5

2.1 SUMMARY SCREEN 5

2.1.1 Total Pieces Open..... 5

2.1.2 Total Pieces Due (this month)..... 7

2.1.3 Total Pieces Past Due..... 7

2.1.4 On Time (60 Pt. Max)..... 8

2.1.5 Past Due (10 Pt. Max)..... 9

2.1.6 ASN (10 Pt. Max)..... 10

2.1.7 Quality (10 Pt. Max)..... 10

2.1.8 PO Acknowledgement (10 Pt. Max)..... 11

2.1.9 Responsiveness (5 Pt. Max)..... 12

2.1.10 Total Delivery Performance (105 Pt. Max)..... 13

2.2 DETAIL SCREEN..... 14

2.2.1 ON-TIME PERFORMANCE Section..... 14

2.2.1.1 On time score calculation example:..... 14

2.2.2 PAST DUE PERFORMANCE Section..... 15

2.2.2.1 Past Due Performance score calculation:..... 15

2.2.3 ASN PERFORMANCE Section..... 16

2.2.3.1 ASN Performance score calculation:..... 16

2.2.4 QUALITY METRIC Section..... 16

2.2.4.1 Quality Metric score calculation:..... 16

2.2.5 PO Acknowledgement..... 17

2.2.5.1 PO Acknowledgement Scorecard Calculation..... 17

2.2.6 RESPONSIVENESS Section..... 17

2.3 DOWNLOAD APPRECIATION CERTIFICATE..... 18

2.3.1 Certificate Download..... 18

2.4 REPORTING MODULE..... 20

2.4.1 Custom Reports..... 20

1.0 Introduction

1.1 System Overview

1.1.1 System Objective

Supplier Scorecard is a web-based application which is accessible on the MNAO Supplier Portal. It can be accessed by suppliers, buyers, expeditors, and other business/ corporate users. It measures & efficiently reports on a supplier's service parts performance. It is a consistent means to measure performance across all suppliers in different Supplier Groups. It updates suppliers' performance on a daily frequency for On-time Purchase Orders, ASNs transmitted by suppliers, Accuracy of ASNs transmitted, Quality issues received on ASN lines such as invalid labeling and overages shipped against a Mazda purchase orders and Responsiveness of suppliers.

Supplier Scorecard application helps everyone at Mazda and the supplier to be aligned about performance. It helps Mazda recognize consistently high performing service part suppliers, and work towards corrective action between MNAO and the supplier to resolve concerns. Mazda can also consider supplier performance during future sourcing decisions.

1.1.2 Delivery Performance bands

Total Delivery Performance of a supplier is categorized into below mentioned 3 color bands/ stoplights by the application:

Green status

If Total Delivery Performance for the period is GREEN, then the supplier has met Mazda's minimum delivery performance targets and no further action is required on the supplier's part.

Yellow status

If Total Delivery Performance for the period is YELLOW, then the supplier should begin to identify the delivery category(s) requiring improvement and conduct the necessary process to identify the internal changes required to improve and assure Mazda's minimum delivery performance targets are met in the immediate future.

Red status

If Total Delivery Performance for the period is RED, then the supplier is performing at unacceptable levels and will be required to improve the necessary processes and procedures.

1.1.3 Supplier Categories

Various suppliers can be categorized in different Supplier Categories and score calculation rules can be set as per the supplier categories. Currently, all suppliers are categorized in below 2 categories:

- Other/Mazda
MC and MMVO which are big suppliers of Mazda parts are kept in this category.
- Domestic
This is the default category and all suppliers except MC and MMVO are in this category. Any new supplier will automatically be categorized in this category.

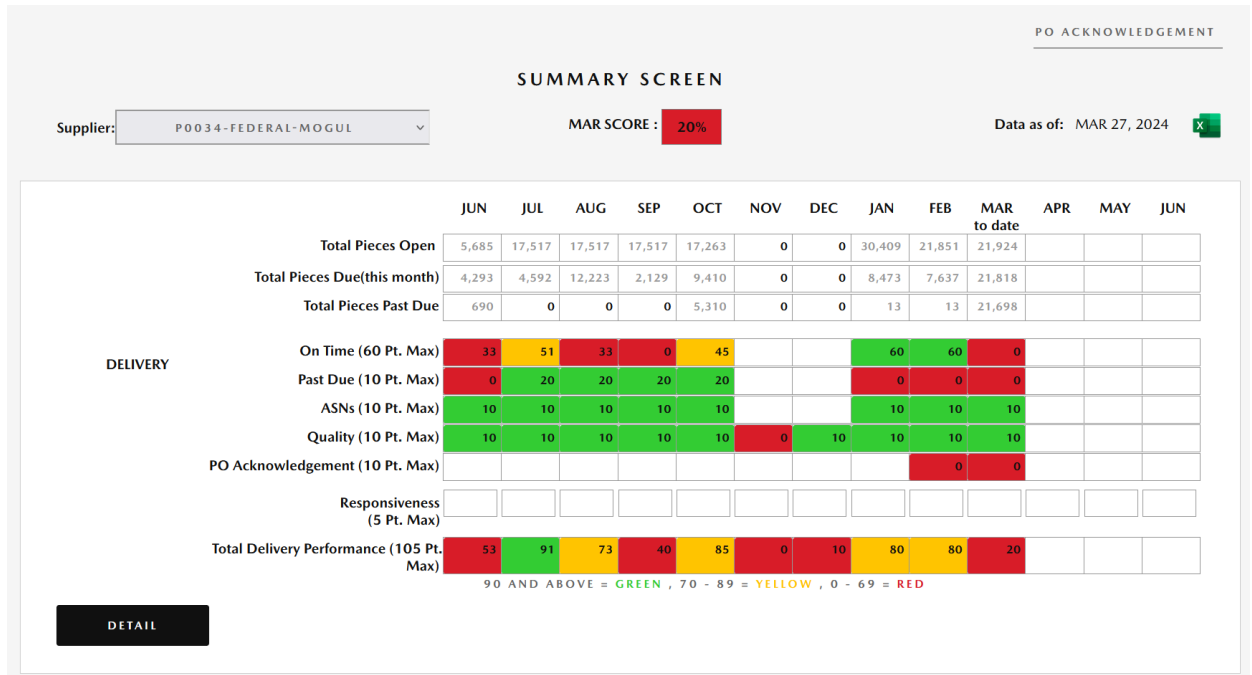
1.1.4 Data Update frequency

POs, ASNs, Grievs generated during a particular day will be visible on the dashboard the next day and the scores will be updated as per the new data. Data on Supplier Scorecard is updated/refreshed on daily frequency (Tuesday to Sunday). No data processing takes place on Monday because there is limited data generated on Sunday.

2.0 System Components

2.1 Summary Screen

Summary screen is displayed after logging into the system. It contains all KPI scores for various months.




- Latest score (current month score) is displayed on top section of the screen with color coding.
- Date as of represents the last date on which data was processed.
- Clicking Excel link (displayed next to Date as of field) will download the data displayed on screen in Excel format.
- Clicking on PO Acknowledgement will open the POs still to be acknowledged for the current month.
- Below is other information displayed on summary screen:

2.1.1 Total Pieces Open

Total pieces open in a month as on processing date. Refer below screen shot.

Supplier Delivery Performance Scorecard

Close 											
Total Pieces Open as of 2/22/2021											
Part Number	Description	PO Number	PO Line	PO Issue date	PO Due Date	PO Order Qty	PO Open Qty	PO status	EBS PO No	EBS PO Line	EBS Override Flag
1WPE-14-302	CARTRIDGE, OIL FILTER	389264	0001	01-15-2021	02-12-2021	1120	1120	Open	555178	0010	
1WPE-14-302	CARTRIDGE, OIL FILTER	389264	0001	01-15-2021	02-12-2021	1120	1120	Open	555178	0009	
1WPE-14-302	CARTRIDGE, OIL FILTER	389264	0001	01-15-2021	02-12-2021	1120	1120	Open	555178	0007	
1WPE-14-302	CARTRIDGE, OIL FILTER	389264	0001	01-15-2021	02-12-2021	1120	1120	Open	555178	0005	
1WPE-14-302	CARTRIDGE, OIL FILTER	389264	0001	01-15-2021	02-12-2021	1120	1120	Open	555178	0003	
1WPE-14-302	CARTRIDGE, OIL FILTER	389264	0001	01-15-2021	02-12-2021	1120	1120	Open	555178	0004	
1WPE-14-302	CARTRIDGE, OIL FILTER	389264	0001	01-15-2021	02-12-2021	1120	1120	Open	555178	0008	
1WPE-14-302	CARTRIDGE, OIL FILTER	389264	0001	01-15-2021	02-12-2021	1120	1120	Open	555178	0001	
1WPE-14-302	CARTRIDGE, OIL FILTER	389264	0001	01-15-2021	02-12-2021	1120	1120	Open	555178	0006	
1WPE-14-302	CARTRIDGE, OIL FILTER	393306	0001	01-29-2021	02-26-2021	1120	1120	Open	559077	0009	
1WPE-14-302	CARTRIDGE, OIL FILTER	393306	0001	01-29-2021	02-26-2021	1120	1120	Open	559077	0003	
1WPE-14-302	CARTRIDGE, OIL FILTER	393306	0001	01-29-2021	02-26-2021	1120	1120	Open	559077	0011	
1WPE-14-302	CARTRIDGE, OIL FILTER	393306	0001	01-29-2021	02-26-2021	1120	1120	Open	559077	0004	
1WPE-14-302	CARTRIDGE, OIL FILTER	393306	0001	01-29-2021	02-26-2021	1120	1120	Open	559077	0006	
1WPE-14-302	CARTRIDGE, OIL FILTER	393306	0001	01-29-2021	02-26-2021	1120	1120	Open	559077	0012	
1WPE-14-302	CARTRIDGE, OIL FILTER	393306	0001	01-29-2021	02-26-2021	1120	1120	Open	559077	0001	
1WPE-14-302	CARTRIDGE, OIL FILTER	393306	0001	01-29-2021	02-26-2021	1120	1120	Open	559077	0005	
1WPE-14-302	CARTRIDGE, OIL FILTER	393306	0001	01-29-2021	02-26-2021	1120	1120	Open	559077	0008	
1WPE-14-302	CARTRIDGE, OIL FILTER	393306	0001	01-29-2021	02-26-2021	1120	1120	Open	559077	0007	

- If supplier has valid reasons to change the PO Line Due date then it can be requested to business. Business can review and take appropriate action on supplier’s request to exempt the particular PO Line in EBS system. All such lines will be considered as on time and will be marked with PL/PS under column EBS Override Flag. All such PO Lines will be shown as EBS Overridden lines.
- Data can be exported in an Excel file for suppliers convenience.
- To the far right there will be additional data.
 - Months of Supply (MOS) will indicate with a Low Supply message. This warns the supplier that MNAO is running low on stock and is at risk of going on backorder. These parts must be prioritized to reduce the risk of a stock out.
 - BO will show a Y flag in the event that MNAO is currently experiencing customer backorders. These items must be expedited with the highest priority as customers are now waiting for parts.
 - PO Acknowledgement will indicate if the PO was acknowledged by the supplier. This will list a record that reads: PO Acknowledged once acknowledged.
 - PO Acknowledged Date will indicate the date the PO was acknowledged.
 - PO Acknowledged By will indicate the user ID of the individual that acknowledged the PO.
- A select all option is available at the top of the PO acknowledgement section to select all POs to be acknowledged.

Supplier Delivery Performance Scorecard

EBS PO No	EBS PO Line	EBS Override Flag	MOSBO	PO Acknowledgement <input type="checkbox"/>	PO Acknowledged Date	PO Acknowledged By
851341	0001			PO Acknowledged	2024-03-21	jsalaz18
851377	0001			PO Acknowledged	2024-03-21	jsalaz18
852873	0001			PO Acknowledged	2024-03-21	jsalaz18
853552	0001			PO Acknowledged	2024-03-21	jsalaz18
853571	0001			PO Acknowledged	2024-03-21	jsalaz18
853594	0001			PO Acknowledged	2024-03-21	jsalaz18



2.1.2 Total Pieces Due (this month)

Sum of pieces which are due in a month. Refer below screen shot.

Total Pieces Due as of 2/22/2021													EBS PO No	EBS PO Line	EBS Override Flag
Part Number	Description	PO Number	PO Line	PO Issue date	PO Due Date	PO Order Qty	PO Open Qty	PO Shipped Qty	ASNNumber	ASN Date	PO status				
1WPE-14-302	CARTRIDGE, OIL FILTER	389264	0001	01-15-2021	02-12-2021	1120	1120	0			Open	555178	0010		
1WPE-14-302	CARTRIDGE, OIL FILTER	389264	0001	01-15-2021	02-12-2021	1120	1120	0			Open	555178	0009		
1WPE-14-302	CARTRIDGE, OIL FILTER	389264	0001	01-15-2021	02-12-2021	1120	1120	0			Open	555178	0007		
1WPE-14-302	CARTRIDGE, OIL FILTER	389264	0001	01-15-2021	02-12-2021	1120	1120	0			Open	555178	0005		
1WPE-14-302	CARTRIDGE, OIL FILTER	389264	0001	01-15-2021	02-12-2021	1120	1120	0			Open	555178	0003		
1WPE-14-302	CARTRIDGE, OIL FILTER	389264	0001	01-15-2021	02-12-2021	1120	1120	0			Open	555178	0004		
1WPE-14-302	CARTRIDGE, OIL FILTER	389264	0001	01-15-2021	02-12-2021	1120	1120	0			Open	555178	0008		
1WPE-14-302	CARTRIDGE, OIL FILTER	389264	0001	01-15-2021	02-12-2021	1120	1120	0			Open	555178	0001		
1WPE-14-302	CARTRIDGE, OIL FILTER	389264	0001	01-15-2021	02-12-2021	1120	1120	0			Open	555178	0006		
1WPE-14-302	CARTRIDGE, OIL FILTER	393306	0001	01-29-2021	02-26-2021	1120	1120	0			Open	559077	0009		
1WPE-14-302	CARTRIDGE, OIL FILTER	393306	0001	01-29-2021	02-26-2021	1120	1120	0			Open	559077	0003		
1WPE-14-302	CARTRIDGE, OIL FILTER	393306	0001	01-29-2021	02-26-2021	1120	1120	0			Open	559077	0011		
1WPE-14-302	CARTRIDGE, OIL FILTER	393306	0001	01-29-2021	02-26-2021	1120	1120	0			Open	559077	0004		
1WPE-14-302	CARTRIDGE, OIL FILTER	393306	0001	01-29-2021	02-26-2021	1120	1120	0			Open	559077	0006		
1WPE-14-302	CARTRIDGE, OIL FILTER	393306	0001	01-29-2021	02-26-2021	1120	1120	0			Open	559077	0012		
1WPE-14-302	CARTRIDGE, OIL FILTER	393306	0001	01-29-2021	02-26-2021	1120	1120	0			Open	559077	0001		
1WPE-14-302	CARTRIDGE, OIL FILTER	393306	0001	01-29-2021	02-26-2021	1120	1120	0			Open	559077	0005		
1WPE-14-302	CARTRIDGE, OIL FILTER	393306	0001	01-29-2021	02-26-2021	1120	1120	0			Open	559077	0008		

- Overridden lines will be displayed under column EBS Override Flag. This shows if a PO line was overridden in EBS.
- Data can be exported in a Excel.

2.1.3 Total Pieces Past Due

Total pieces open during the month for which PO Due Date has passed on the date of processing. Refer to below screen shot.

Supplier Delivery Performance Scorecard

Total Pieces Past Due as of 2/22/2021														Close
Part Number	Description	PO Number	PO Line	PO Issue date	PO Due Date	PO Order Qty	PO Open Qty	PO Shipped Qty	ASN Number	ASN Date	PO status	EBS PO No	EBS PO Line	EBS Override Flag
1WPE-14-302	CARTRIDGE, OIL FILTER	389264	0001	01-15-2021	02-12-2021	1120	1120	0			Open	555178	0007	
1WPE-14-302	CARTRIDGE, OIL FILTER	389264	0001	01-15-2021	02-12-2021	1120	1120	0			Open	555178	0009	
1WPE-14-302	CARTRIDGE, OIL FILTER	389264	0001	01-15-2021	02-12-2021	1120	1120	0			Open	555178	0006	
1WPE-14-302	CARTRIDGE, OIL FILTER	389264	0001	01-15-2021	02-12-2021	1120	1120	0			Open	555178	0001	
1WPE-14-302	CARTRIDGE, OIL FILTER	389264	0001	01-15-2021	02-12-2021	1120	1120	0			Open	555178	0008	
1WPE-14-302	CARTRIDGE, OIL FILTER	389264	0001	01-15-2021	02-12-2021	1120	1120	0			Open	555178	0004	
1WPE-14-302	CARTRIDGE, OIL FILTER	389264	0001	01-15-2021	02-12-2021	1120	1120	0			Open	555178	0003	
1WPE-14-302	CARTRIDGE, OIL FILTER	389264	0001	01-15-2021	02-12-2021	1120	1120	0			Open	555178	0005	
1WPE-14-302	CARTRIDGE, OIL FILTER	389264	0001	01-15-2021	02-12-2021	1120	1120	0			Open	555178	0010	
1WPY-14-302	OIL FILTER	389246	0001	01-15-2021	02-12-2021	3360	3360	0			Open	555160	0001	
1WPY-14-302	OIL FILTER	389264	0002	01-15-2021	02-12-2021	2240	2240	0			Open	555178	0002	
1WPY-14-302	OIL FILTER	389265	0001	01-15-2021	02-12-2021	2240	2240	0			Open	555179	0001	
AJ53-18-861A-9U	SENSOR,OXY	345958	0001	07-28-2020	10-30-2020	3	3	0			Open	513031	0001	
AJ55-18-861-9U	SENSOR,OXY	352547	0001	08-24-2020	11-27-2020	1	1	0			Open	519530	0001	
AJ95-18-861-9U	SENSOR,OXY	352512	0001	08-24-2020	11-27-2020	2	2	0			Open	519496	0001	
BP4X-18-861A-9U	SENSOR,OXY	317545	0001	03-13-2020	06-19-2020	3	3	0			Open	485036	0001	
N3H2-18-861C-9U	SENSOR,OXY	353628	0001	08-27-2020	12-04-2020	4	4	0			Open	520581	0001	
N3H3-18-861B-9U	SENSOR,OXY	353628	0002	08-27-2020	12-04-2020	3	3	0			Open	520581	0002	
N3H3-18-861B-9U	SENSOR,OXY	356493	0001	09-09-2020	12-11-2020	2	2	0			Open	523359	0001	
N3H3-18-861B-9U	SENSOR,OXY	357195	0001	09-11-2020	12-16-2020	5	5	0			Open	524042	0001	

- Overridden lines will be displayed under column EBS Override Flag.
- Data can be exported in a Excel.

2.1.4 On Time (60 Pt. Max)

Monthly points scored by a supplier in On Time section with color coding are displayed. Please refer circled section in image below:

PO ACKNOWLEDGEMENT

SUMMARY SCREEN

Supplier: PO034-FEDERAL-MOGUL MAR SCORE : 20% Data as of: MAR 27, 2024 X

	JUN	JUL	AUG	SEP	OCT	NOV	DEC	JAN	FEB	MAR to date	APR	MAY	JUN
Total Pieces Open	5,685	17,517	17,517	17,517	17,263	0	0	30,409	21,851	21,924			
Total Pieces Due(this month)	4,293	4,592	12,223	2,129	9,410	0	0	8,473	7,637	21,818			
Total Pieces Past Due	690	0	0	0	5,310	0	0	13	13	21,698			
DELIVERY													
On Time (60 Pt. Max)	33	51	33	0	45			60	60	0			
Past Due (10 Pt. Max)	0	20	20	20	20			0	0	0			
ASNs (10 Pt. Max)	10	10	10	10	10			10	10	10			
Quality (10 Pt. Max)	10	10	10	10	10	0	10	10	10	10			
PO Acknowledgement (10 Pt. Max)									0	0			
Responsiveness (5 Pt. Max)													
Total Delivery Performance (105 Pt. Max)	53	91	73	40	85	0	10	80	80	20			

90 AND ABOVE = GREEN , 70 - 89 = YELLOW , 0 - 69 = RED

DETAIL

- Maximum points scored in this section is 60.
- Scoring rules change as per the supplier category.

- Below table contains the scoring rules:

OnTime Delivery EARLY GRACE PERIOD : LATE GRACE PERIOD : DAYS Total Performance Point Grade Color

% ONTIME FOR PERIOD	DELIVERY POINTS AWARDED	COLOR	POINT GRADE RANGE	COLOR
<input type="text" value="90.0"/> - <input type="text" value="100.0"/> %	<input type="text" value="60"/>	<input type="text" value="G"/>	<input type="text" value="90"/> - <input type="text" value="100"/>	<input type="text" value="G"/>
<input type="text" value="80.0"/> - <input type="text" value="89.9"/> %	<input type="text" value="51"/>	<input type="text" value="Y"/>	<input type="text" value="70"/> - <input type="text" value="89"/>	<input type="text" value="Y"/>
<input type="text" value="70.0"/> - <input type="text" value="79.9"/> %	<input type="text" value="45"/>	<input type="text" value="Y"/>	<input type="text" value="0"/> - <input type="text" value="69"/>	<input type="text" value="R"/>
<input type="text" value="50.0"/> - <input type="text" value="69.9"/> %	<input type="text" value="33"/>	<input type="text" value="R"/>		
<input type="text" value="33.0"/> - <input type="text" value="49.9"/> %	<input type="text" value="27"/>	<input type="text" value="R"/>		
<input type="text" value="0.0"/> - <input type="text" value="32.9"/> %	<input type="text" value="0"/>	<input type="text" value="R"/>		

2.1.5 Past Due (10 Pt. Max)

Monthly points scored by a supplier in Past Due section with color coding are displayed. Please refer encircled section in image below:

PO ACKNOWLEDGEMENT

SUMMARY SCREEN

Supplier: MAR SCORE : Data as of: MAR 27, 2024

	JUN	JUL	AUG	SEP	OCT	NOV	DEC	JAN	FEB	MAR to date	APR	MAY	JUN
Total Pieces Open	5,685	17,517	17,517	17,517	17,263	0	0	30,409	21,851	21,924			
Total Pieces Due(this month)	4,293	4,592	12,223	2,129	9,410	0	0	8,473	7,637	21,818			
Total Pieces Past Due	690	0	0	0	5,310	0	0	13	13	21,698			
DELIVERY													
On Time (60 Pt. Max)	33	51	33	0	45			60	60	0			
Past Due (10 Pt. Max)	0	20	20	20	20			0	0	0			
ASNs (10 Pt. Max)	10	10	10	10	10			10	10	10			
Quality (10 Pt. Max)	10	10	10	10	10	0	10	10	10	10			
PO Acknowledgement (10 Pt. Max)									0	0			
Responsiveness (5 Pt. Max)													
Total Delivery Performance (105 Pt. Max)	53	91	73	40	85	0	10	80	80	20			

90 AND ABOVE = GREEN , 70 - 89 = YELLOW , 0 - 69 = RED

- Maximum points scored in this section is 10.
- Scoring rules changes as per the supplier category.
- Below table contains the scoring rules:

Past Due Delivery PAST DUE PERIOD : DAYS Early/Late Grade Color Ranking

TOTAL PAST DUE PCS %	DELIVERY POINTS AWARDED	COLOR	PERCENT GRADE RANGE	COLOR
<input type="text" value="0"/> - <input type="text" value="0"/>	<input type="text" value="10"/>	<input type="text" value="G"/>	<input type="text" value="0"/> - <input type="text" value="0"/>	<input type="text" value="G"/>
<input type="text" value="1"/> - <input type="text" value="-1"/>	<input type="text" value="0"/>	<input type="text" value="R"/>	<input type="text" value="1"/> - <input type="text" value="-1"/>	<input type="text" value="R"/>

Supplier Delivery Performance Scorecard

2.1.6 ASN (10 Pt. Max)

Monthly points scored by a supplier in ASN section with color coding are displayed. Please refer encircled section in image below:

PO ACKNOWLEDGEMENT

SUMMARY SCREEN

Supplier: PO034-FEDERAL-MOGUL MAR SCORE : 20% Data as of: MAR 27, 2024

	JUN	JUL	AUG	SEP	OCT	NOV	DEC	JAN	FEB	MAR to date	APR	MAY	JUN
Total Pieces Open	5,685	17,517	17,517	17,517	17,263	0	0	30,409	21,851	21,924			
Total Pieces Due(this month)	4,293	4,592	12,223	2,129	9,410	0	0	8,473	7,637	21,818			
Total Pieces Past Due	690	0	0	0	5,310	0	0	13	13	21,698			
DELIVERY													
On Time (60 Pt. Max)	33	51	33	0	45			60	60	0			
Past Due (10 Pt. Max)	0	20	20	20	20			0	0	0			
ASNs (10 Pt. Max)	10	10	10	10	10			10	10	10			
Quality (10 Pt. Max)	10	10	10	10	10	0	10	10	10	10			
PO Acknowledgement (10 Pt. Max)									0	0			
Responsiveness (5 Pt. Max)													
Total Delivery Performance (105 Pt. Max)	53	91	73	40	85	0	10	80	80	20			

90 AND ABOVE = GREEN , 70 - 89 = YELLOW , 0 - 69 = RED

DETAIL

- Maximum points scored in this section is 10.
- Scoring rules changes as per the supplier category.
- Below table contains the scoring rules:

ASN Delivery

TOTAL ASN ERRORS	DELIVERY POINTS AWARDED	COLOR
0 - 0	10	G
1 - 1	5	Y
2 - -1	0	R

Support Grade Point Color Ranking

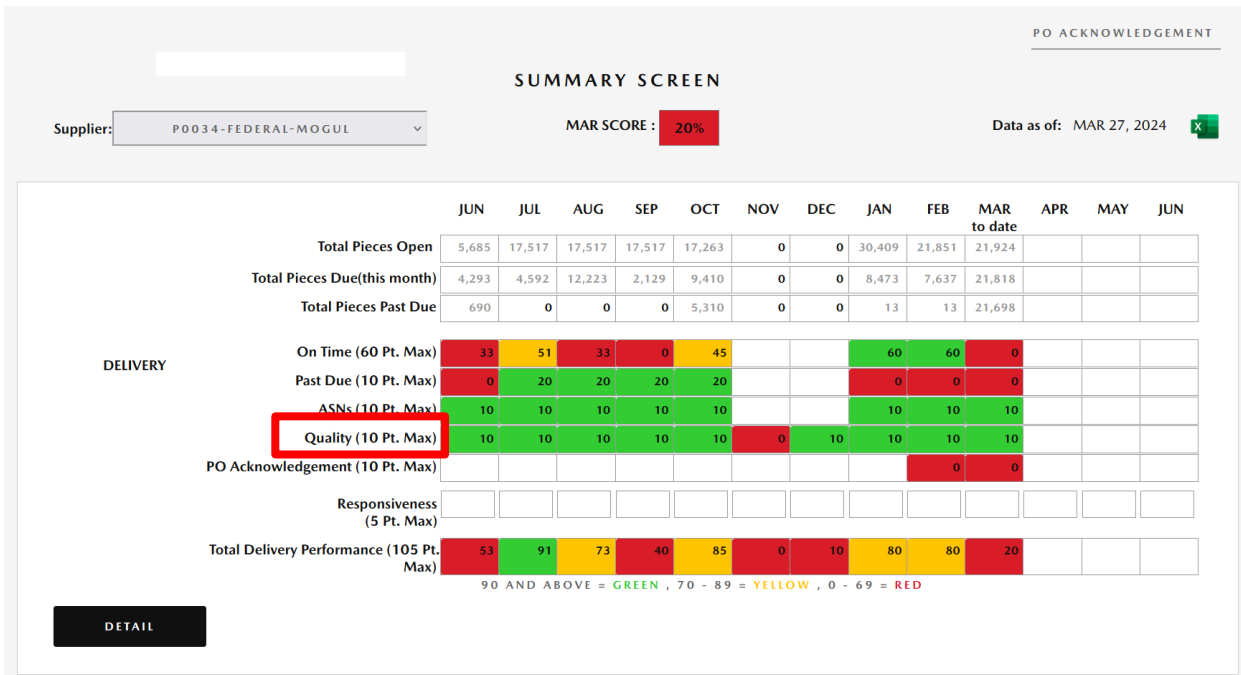
POINT GRADE RANGE	COLOR
0 - 0	G
1 - 1	Y
2 - -1	R

2.1.7 Quality (10 Pt. Max)

Monthly points scored by a supplier in Quality section with color coding are displayed. Please refer encircled section in image below:

User Manual
Supplier Delivery Performance Scorecard

Version
 2.0



- Maximum points scored in this section is 10.
- Scoring rules changes as per the supplier category.
- Below table contains the scoring rules:

Quality

TOTAL ASN ERRORS	DELIVERY POINTS AWARDED	COLOR
0 - 0	10	G
1 - 1	5	Y
2 - -1	0	R

Support Grade Point Color Ranking

POINT GRADE RANGE	COLOR
0 - 0	G
1 - 1	Y
2 - -1	R

2.1.8 PO Acknowledgement (10 Pt. Max)

Monthly points scored by a supplier in PO acknowledgement section with color coding are displayed. Please refer encircled section in image below:

User Manual
Supplier Delivery Performance Scorecard

Version
2.0

PO ACKNOWLEDGEMENT

SUMMARY SCREEN

Supplier: MAR SCORE : 20% Data as of: MAR 27, 2024

	JUN	JUL	AUG	SEP	OCT	NOV	DEC	JAN	FEB	MAR to date	APR	MAY	JUN
Total Pieces Open	5,685	17,517	17,517	17,517	17,263	0	0	30,409	21,851	21,924			
Total Pieces Due(this month)	4,293	4,592	12,223	2,129	9,410	0	0	8,473	7,637	21,818			
Total Pieces Past Due	690	0	0	0	5,310	0	0	13	13	21,698			
DELIVERY													
On Time (60 Pt. Max)	33	51	33	0	45			60	60	0			
Past Due (10 Pt. Max)	0	20	20	20	20			0	0	0			
ASNs (10 Pt. Max)	10	10	10	10	10			10	10	10			
Quality (10 Pt. Max)	10	10	10	10	10	0	10	10	10	10			
PO Acknowledgement (10 Pt. Max)									0	0			
Responsiveness (5 Pt. Max)													
Total Delivery Performance (105 Pt. Max)	53	91	73	40	85	0	10	80	80	20			

90 AND ABOVE = GREEN , 70 - 89 = YELLOW , 0 - 69 = RED

DETAIL

- Maximum points scored in this section is 10.
- Scoring rules changes as per the supplier category.
- Below table contains the scoring rules:

PO Acknowledgement

PO ACKNOWLEDGEMENT PERIOD : DAYS

Total Performance Point Grade Color

% OF TOTAL PO LINES ACKNOWLEDGED	DELIVERY POINTS AWARDED	COLOR
<input type="text" value="90.0"/> - <input type="text" value="100.0"/> %	<input type="text" value="10"/>	G
<input type="text" value="80.0"/> - <input type="text" value="89.9"/> %	<input type="text" value="8"/>	Y
<input type="text" value="70.0"/> - <input type="text" value="79.9"/> %	<input type="text" value="7"/>	Y
<input type="text" value="50.0"/> - <input type="text" value="69.9"/> %	<input type="text" value="5"/>	R
<input type="text" value="33.0"/> - <input type="text" value="49.9"/> %	<input type="text" value="3"/>	R
<input type="text" value="0.0"/> - <input type="text" value="32.9"/> %	<input type="text" value="0"/>	R

POINT GRADE RANGE	COLOR
<input type="text" value="90.00"/> - <input type="text" value="100"/>	G
<input type="text" value="70.00"/> - <input type="text" value="89.00"/>	Y
<input type="text" value="0.00"/> - <input type="text" value="69.00"/>	R

2.1.9 Responsiveness (5 Pt. Max)

Monthly points scored by a supplier in Responsiveness section with color coding are displayed. Please refer encircled section in image below:

PO ACKNOWLEDGEMENT

SUMMARY SCREEN

Supplier: P0034-FEDERAL-MOGUL MAR SCORE : 20% Data as of: MAR 27, 2024

	JUN	JUL	AUG	SEP	OCT	NOV	DEC	JAN	FEB	MAR to date	APR	MAY	JUN
Total Pieces Open	5,685	17,517	17,517	17,517	17,263	0	0	30,409	21,851	21,924			
Total Pieces Due(this month)	4,293	4,592	12,223	2,129	9,410	0	0	8,473	7,637	21,818			
Total Pieces Past Due	690	0	0	0	5,310	0	0	13	13	21,698			
DELIVERY													
On Time (60 Pt. Max)	33	51	33	0	45			60	60	0			
Past Due (10 Pt. Max)	0	20	20	20	20			0	0	0			
ASNs (10 Pt. Max)	10	10	10	10	10			10	10	10			
Quality (10 Pt. Max)	10	10	10	10	10	0	10	10	10	10			
PO Acknowledgement (10 Pt. Max)									0	0			
Responsiveness (5 Pt. Max)													
Total Delivery Performance (105 Pt. Max)	53	91	73	40	85	0	10	80	80	20			

90 AND ABOVE = GREEN , 70 - 89 = YELLOW , 0 - 69 = RED

DETAIL

- Maximum points scored in this section is 5.
- Points are awarded to a supplier in this KPI by business users manually.
- Business can award any point to a supplier from 1 to 5. If any point is awarded to a supplier in this KPI, those will be displayed with green background.

2.1.10 Total Delivery Performance (105 Pt. Max)

The scores in the areas of On-Time, Past Due, ASN, Quality Matrix and Responsiveness performance are summed to calculate the Total Delivery Performance Score.

PO ACKNOWLEDGEMENT

SUMMARY SCREEN

Supplier: P0034-FEDERAL-MOGUL MAR SCORE : 20% Data as of: MAR 27, 2024

	JUN	JUL	AUG	SEP	OCT	NOV	DEC	JAN	FEB	MAR to date	APR	MAY	JUN
Total Pieces Open	5,685	17,517	17,517	17,517	17,263	0	0	30,409	21,851	21,924			
Total Pieces Due(this month)	4,293	4,592	12,223	2,129	9,410	0	0	8,473	7,637	21,818			
Total Pieces Past Due	690	0	0	0	5,310	0	0	13	13	21,698			
DELIVERY													
On Time (60 Pt. Max)	33	51	33	0	45			60	60	0			
Past Due (10 Pt. Max)	0	20	20	20	20			0	0	0			
ASNs (10 Pt. Max)	10	10	10	10	10			10	10	10			
Quality (10 Pt. Max)	10	10	10	10	10	0	10	10	10	10			
PO Acknowledgement (10 Pt. Max)									0	0			
Responsiveness (5 Pt. Max)													
Total Delivery Performance (105 Pt. Max)	53	91	73	40	85	0	10	80	80	20			

90 AND ABOVE = GREEN , 70 - 89 = YELLOW , 0 - 69 = RED

DETAIL

- Below table contains the colour coding scheme for Total Delivery Performance Points. It is same for all supplier groups (Other/ Mazda and Domestic).

Supplier Delivery Performance Scorecard

All Supplier Groups	
Delivery Points	Colour Coding
Greater than 90	Green
70 to 89	Yellow
Less than 70	Red

2.2 Detail Screen

Detail screen is displayed after clicking the DETAIL button on the Summary Screen. It contains all KPI scores for various months. Below is the list of various information displayed on the details screen.

- o Total Pieces Due (this month) [Please refer section 2.1.2]
- o Total Pieces Past Due [Please refer section 2.1.3]
- o ON-TIME PERFORMANCE section details
- o PAST DUE PERFORMANCE section details
- o ASN PERFORMANCE section details
- o QUALITY METRIC
- o PO ACKNOWLEDGEMENT section details
- o RESPONSIVENESS

2.2.1 ON-TIME PERFORMANCE Section

This section displays the On-Time performance of a supplier.

ON-TIME PERFORMANCE (60 POINTS MAX)	On Time Pieces	1,120	24,640	97,443	103,040	44,701	31,399	29,135	222,893	58,253	2,243			
	On Time(%)	0.8%	95.4%	58.7%	91.9%	199.1%	93.3%	70.2%	97.5%	88.0%	4.8%			
	Points Awarded: 98.0- 100.0= 70 , 95.0- 97.9= 63 , 92.0- 94.9= 56 , 90.0- 91.9= 45 , 85.0- 89.9= 32 , 0.0- 84.9= 0													
	OnTimePoints	0	70	35	60	70	64	49	70	60	0			
	Early Pieces	135,549	6	68,320	5,607	6	7	4	0	49	12			
	Early %	99.1%	0%	41.2%	5.0%	0%	0%	0%	0%	0%	0%			
	Late Pieces	3,386	3,392	1,140	3,390	4,505	6,728	14,575	4,491	0	0			
	Late %	2.4%	13.1%	0.6%	3.0%	20.0%	19.9%	35.1%	1.9%	0%	0%			
	Ranking: 0.0 - 2.4 = GREEN , 2.5 - 5.0 = YELLOW , 5.1 - 100.0 = RED													

- A service parts shipment to Mazda is considered On-Time when its ASN Date is received by Mazda up to 30 calendar days early or up to 7 days late from the PO Line Due Date.
- If the ASN is received more than 30 days before the PO Line Due Date, then the shipment is considered as Early, and not on time.
- If the ASN is received more than 7 days later than the PO Line Due Date, then the shipment is considered Late, and not On-Time.
- Metrics are displayed within the standard (-30 days/+7 days) and the metrics outside the standard (Early or Late).
- On-Time Performance only considers pcs due for the current month.

2.2.1.1 On time score calculation example:

- Total Pieces Due (this month) = 5,000

Supplier Delivery Performance Scorecard

On Time Pieces % calculation:

- Pieces ASN'd within ± 3 days of PO Due Date (On Time Pieces) = 4,750
- On time Pieces percentage = $[(4,750/5000)*100] = 95\%$

Early Pieces % calculation:

- Pieces ASN'd 30 days or more prior to the PO Due Date (Early Pieces) = 200
- Early pieces percentage = $[(200/5000)*100] = 4\%$

Late Pieces % calculation:

- Pieces ASN'd 7 days or more after the PO Due Date (Late Pieces) = 50
- Late pieces percentage = $[(50/5000)*100] = 1\%$

On Time Piece percentage is 95% in this case. It is in the range 90% to 100%. Hence, 60 delivery points will be awarded to the supplier.

2.2.2 PAST DUE PERFORMANCE Section

This section displays the Past Due performance of a supplier.

PAST DUE PERFORMANCE (10 POINTS MAX)	Total Pieces Past Due	690	0	0	0	5,310			13	13	21,698			
	<small>Points Awarded: 0 Error Line = 10 , 1 and above Error Lines = 0</small>													
	Past Due Points	0	20	20	20	20			0	0	0			

- A service parts shipment to Mazda is considered Past Due when it is more than 7 days past the PO Line Due Date at the time the ASN is created or PO is receipted.
- Or when it is more than 7 days past the PO Due Date and there is no ASN or PO receipt at all.
- Mazda measures a service parts supplier's Past Due Performance based on their ability to minimize past due shipment pieces greater 7 days old.
- Mazda displays the supplier's performance and outside the standard (>7 Days).
- Past due pcs will carry over and continue to be negative on the scorecard for every month past dues continue to stay open.

2.2.2.1 Past Due Performance score calculation:

- Total Pieces Past Due (more than 7 days past the PO Supplier Due Date) = 1,000

Past Due Performance percentage calculation:

- Total lines not past due current month = 0
 - 10 points awarded for current month
- Total lines past due current month = 1
 - 0 points awarded for current month
- Total lines past due prior month but shipped within prior month = 1
 - 10 points awarded for current month
- Total lines past due prior month but still not shipped within current month = 1
 - 0 points awarded for current month

Supplier Delivery Performance Scorecard

2.2.3 ASN PERFORMANCE Section

This section displays the ASN performance of a supplier.

Total ASN Lines Received	46	75	77	28	71			17	15	3			
Error Free ASN Line	46	75	77	28	71			17	15	3			
ASN Errors - Repaired by MAZDA	0	0	0	0	0			0	0	0			
ASN PERFORMANCE (10 POINTS MAX) No ASN - Input by MAZDA	0	0	0	0	0			0	0	0			
Points Awarded: 0 Error Line = 10 , 1- 1 Error line = 5 , 2 and above Error Lines = 0													
ASN Points	10	10	10	10	10			10	10	10			

- Mazda measures a service parts supplier’s ASN Performance by calculating the number of lines in ASN Error. This is the number of ASN lines transmitted to Mazda that had to be corrected.
- Mazda displays the metrics for ASNs lines within the standard (error-free) and the metrics outside the standard (those that required maintenance or repair by Mazda).

2.2.3.1 ASN Performance score calculation:

- 0 lines in ASN Error/ 10 points
- 1 line in ASN Error / 5 points
- 2 lines in ASN Error / 0 points

2.2.4 QUALITY METRIC Section

Mazda measures a service parts supplier’s Quality Performance based on the grieves received on ASN lines and PO lines. Higher the number of grieves received, lower the quality scores for a supplier.

- Grief Report is interfaced from EBS on daily basis.
- Data with below mentioned valid Grief Reasons is considered for Quality KPI score calculations.
 - Overage
 - Not following Mazda parts label standard
 - Not following Mazda packaging specifications
 - Shortages
 - Wrong parts shipped
 - ASN failed to send
 - Product defect or product quality issues

2.2.4.1 Quality Metric score calculation:

- Below is the logic for calculating Quality Accuracy of a supplier for a month:
- 0 lines with Quality Errors/ 10 points
- 1 line with a Quality Error / 5 points
- 2 lines with a Quality Error / 0 points

Supplier Delivery Performance Scorecard

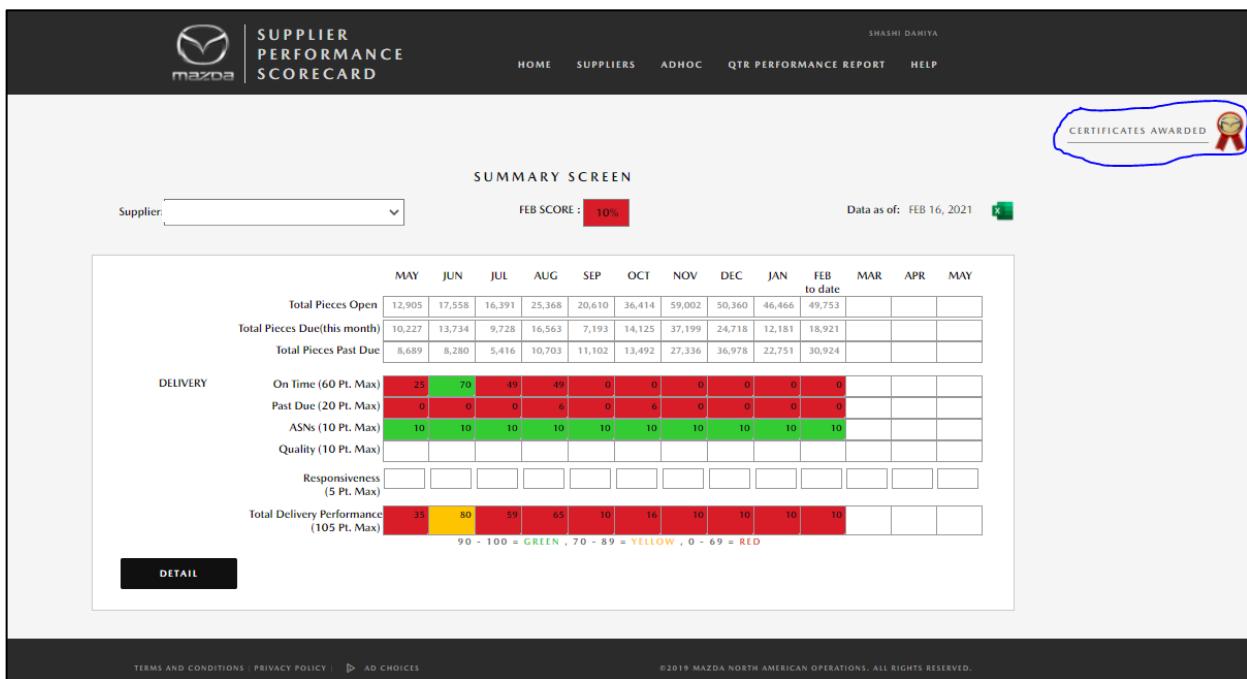
- A supplier can be awarded a maximum of 5 points in Responsiveness KPI.
- Business will award points to various suppliers for this KPI manually based on suppliers performance/ response to Emergency order requested vs shipped and Overall communications.
- If any points are awarded to a supplier in this KPI, those points will be displayed with green background color.
- Responsiveness points can be awarded to the supplier for last 6 months (Current Month -5).
- Responsiveness KPI scores will be displayed in for suppliers on Dashboard Summary Screen as well as Dashboard Detail Screen.

2.3 Download Appreciation Certificate

Suppliers are awarded appreciation certificates based on their performance on quarterly basis. Suppliers can view, print and download the appreciation certificates awarded to them as explained in below section:

2.3.1 Certificate Download


Suppliers can view, print and download the appreciation certificate from the link available on Summary Screen. Please refer below screenshot:



- If a supplier is awarded an appreciation certificate anytime in previous quarters, a link 'CERTIFICATES AWARDED' will be displayed on the Summary screen.
- A red ribbon, carrying Mazda’s logo will also be displayed with the 'CERTIFICATES AWARDED' link in case a supplier is awarded an appreciation certificate in the most recent quarter.
- If supplier has not been awarded appreciation certification then the 'CERTIFICATES AWARDED' link will not be displayed on summary screen for that supplier.
- Clicking the 'CERTIFICATES AWARDED' link will open the Certificate Download Screen in pop up window. Please refer below screen shot:

CERTIFICATE OF RECOGNITION				
SUPPLIER CODE	SUPPLIER NAME	YEAR	QUARTER	CERTIFICATE
		2020	4	PRINT AND DOWNLOAD

- Certificate Download Screen will list all the certificates awarded to a supplier in various quarters.
- Suppliers will be able to view, print and download the appreciation certificate by clicking the 'PRINT AND DOWNLOAD' link displayed against each row in the screen.
- Below is a sample certificate.



Supplier Delivery Performance Scorecard

2.4 Reporting Module

The reporting module will be available only to business users/ corporate users. It will be possible to generate reports for each supplier based on various criteria. The reports will be accessible by clicking the 'Report' link either from Dashboard Summary screen or from Dashboard Detail screen as displayed in image below:

SUMMARY SCREEN

Supplier: MAR SCORE : 5% Data as of: FEB 26, 2021

	MAY	JUN	JUL	AUG	SEP	OCT	NOV	DEC	JAN	FEB	MAR to date	APR	MAY
Total Pieces Open	24,787	109,949	141,377	38,355	15,959	59,529	220,791	87,550	44,954	61,763	0		
Total Pieces Due(this month)	136,694	25,802	165,783	112,037	22,447	33,653	41,486	228,504	66,141	45,947	0		
Total Pieces Past Due	1,145	3,434	2,323	2,343	122	3,381	29,145	16,832	6,743	17,943	0		
DELIVERY													
On Time (70 Pl. Max)	0	70	35	60	70	64	49	70	60	0			
Past Due (20 Pl. Max)	20	20	0	20	0	20	16	0	20	20			
ASNs (10 Pl. Max)	10	10	10	10	10	10	10	0	10	10			
Quality (10 Pl. Max)													
Responsiveness (5 Pl. Max)					5	5	5	5	5	5	5		
Total Delivery Performance (115 Pl. Max)	30	100	45	90	85	99	80	75	95	35	3		

90 - 100 = GREEN , 85 - 89 = YELLOW , 0 - 84 = RED

[DETAIL](#)

- Clicking the REPORTS link will open the below reports screen.

PERFORMANCE REPORT - P0034 [FEDERAL-MOGUL]

Select Period

From To

KPI Summary Report Individual KPI Report

On Time Performance
 Past Due
 ASN Performance
 Quality
 PO Acknowledgement
 Responsiveness

[GENERATE REPORT](#)

- User will have to click GENERATE REPORT button for getting the report on selected criteria.

2.4.1 Custom Reports

When users click on the reports link from Dashboard Summary or Dashboard Detail screen, he/ she will be directed to this screen.

PERFORMANCE REPORT - P0034 [FEDERAL-MOGUL]

Select Period

From Mar-2023 To Feb-2024 KPI Summary Report

Past Quarter [QTR 4-2023 (Oct To Dec)] Individual KPI Report

- On Time Performance
- Past Due
- ASN Performance
- Quality
- PO Acknowledgement
- Responsiveness

GENERATE REPORT

- User will be able to select From and To period from the drop down list. It will be possible to select at max 12 rolling months period from the drop downs.
- KPI Summary Report will be a default selection and Stacked charts will be generated in this case. However, user can select Individual KPI report also and individual KPI scores will be displayed as separate bars in this case.
- All KPIs will be displayed as selected. User can select KPIs as per his/ her requirements. If user doesn't select any KPI, all KPIs will be considered as selected.
- User can select any number of KPIs, out of the 5 KPIs and report will be generated accordingly. If a single KPI is selected, then the color of bars in graph will be as per the color bands corresponding to the score in that month.
- Clicking GENERATE REPORT button will generate the report as per the user selection.

KPI Summary Report

Below is Custom - KPI Summary Report.

PERFORMANCE REPORT - P0034 [FEDERAL-MOGUL]

Select Period

From Mar-2023 To Feb-2024 KPI Summary Report

Past Quarter [QTR 4-2023 (Oct To Dec)] Individual KPI Report

- On Time Performance
- Past Due
- ASN Performance
- Quality
- PO Acknowledgement
- Responsiveness

GENERATE REPORT

Mar-2023 To Feb-2024

MONTH-YEAR	ON TIME PERFORMANCE	PAST DUE	ASN PERFORMANCE	QUALITY	PO ACKNOWLEDGEMENT	RESPONSIVENESS	TOTAL SCORE
APR-2023	33	0	10	10	0	0	53
MAY-2023	60	0	10	10	0	0	80
JUN-2023	33	0	10	10	0	0	53
JUL-2023	51	20	10	10	0	0	91
AUG-2023	33	20	10	10	0	0	73
SEP-2023	0	20	10	10	0	0	40
OCT-2023	45	20	10	10	0	0	85
JAN-2024	60	0	10	10	0	0	80
FEB-2024	60	0	10	10	0	0	80

- Initially data is displayed in tabular format. All scores in all KPIs are highlighted with proper color bands.

Supplier Delivery Performance Scorecard

- After that Data is displayed in form of charts where scores of each KPI are stacked over each other to generate the total score in that particular month.

Individual KPI Report

Below is Individual KPI Report.

PERFORMANCE REPORT - P0034 [FEDERAL-MOGUL]

Select Period

From Mar-2023 To Feb-2024

KPI Summary Report

Past Quarter [QTR 4-2023 (Oct To Dec)]

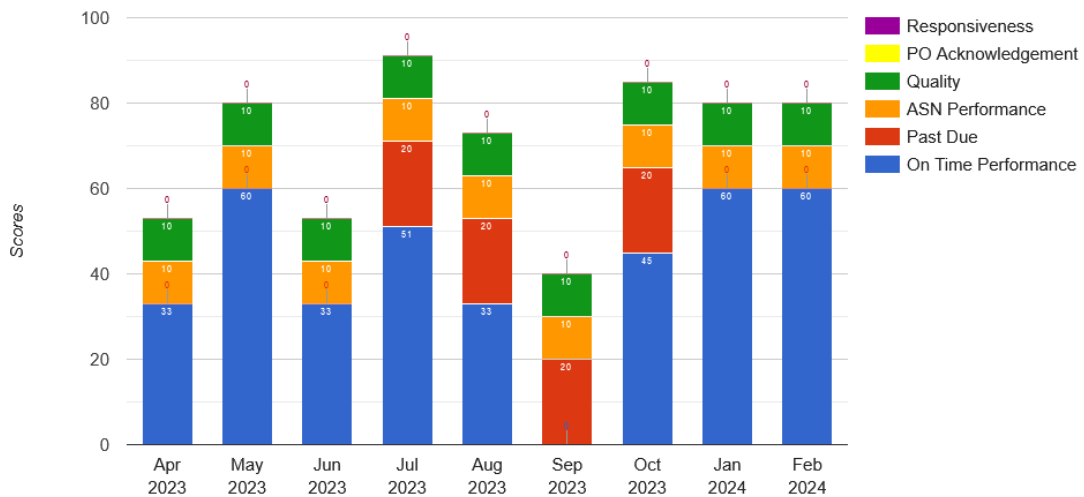
Individual KPI Report

- On Time Performance
- Past Due
- ASN Performance
- Quality
- PO Acknowledgement
- Responsiveness

GENERATE REPORT

Mar-2023 To Feb-2024

MONTH-YEAR	ON TIME PERFORMANCE	PAST DUE	ASN PERFORMANCE	QUALITY	PO ACKNOWLEDGEMENT	RESPONSIVENESS	TOTAL SCORE
APR-2023	33	0	10	10	0	0	53
MAY-2023	60	0	10	10	0	0	80
JUN-2023	33	0	10	10	0	0	53
JUL-2023	51	20	10	10	0	0	91
AUG-2023	33	20	10	10	0	0	73
SEP-2023	0	20	10	10	0	0	40
OCT-2023	45	20	10	10	0	0	85
JAN-2024	60	0	10	10	0	0	80
FEB-2024	60	0	10	10	0	0	80



- Separate bars are generated for each KPI for each month.